


Please check the examination details below before entering your candidate information

Candidate surname				Other names			
Centre Number				Candidate Number			
<input type="text"/>	<input type="text"/>	<input type="text"/>	<input type="text"/>	<input type="text"/>	<input type="text"/>	<input type="text"/>	<input type="text"/>
							Spring 2026
Pearson Edexcel Level 1/Level 2 GCSE (9–1)							
AIMING FOR GRADE 5							
30 marks (30 minutes)				Paper reference		1MA1/1H	
Mathematics							
PAPER 1 (Non-Calculator)							
Higher Tier							
You must have: Ruler graduated in centimetres and millimetres, protractor, pair of compasses, pen, HB or B pencil, eraser, Formulae Sheet (enclosed). Tracing paper may be used.							Total Marks
							<input type="text"/>

Instructions

- Use **black** ink or ball-point pen.
- **Fill in the boxes** at the top of this page with your name, centre number and candidate number.
- Answer **all** questions.
- Answer the questions in the spaces provided
– *there may be more space than you need.*
- You must **show all your working**.
- Diagrams are **NOT** accurately drawn, unless otherwise indicated.
- **Calculators may not be used.**

Information

- The total mark for this paper is 30. There are 8 questions.
- Questions have been broadly arranged in an ascending order of mean difficulty, as found by students achieving Grade 5 in the Summer and November 2025 examinations.
- Questions marked with an asterisk (*) also appear on the Foundation Tier paper.
- The marks for **each** question are shown in brackets
– *use this as a guide as to how much time to spend on each question.*

Advice

- Read each question carefully before you start to answer it.
- Keep an eye on the time.
- Try to answer every question.
- Check your answers if you have time at the end.

Answer all questions.

Write your answers in the spaces provided.

You must write down all the stages in your working.

* 1 There are only red counters, white counters, blue counters and green counters in a bag.

Chris is going to take at random a counter from the bag.

The table shows the probability that he will take a red counter and the probability that he will take a white counter.

Colour	red	white	blue	green
Probability	0.3	0.1		

There are twice as many blue counters as there are green counters in the bag.

(a) Work out the probability that Chris will take a blue counter.

.....
(3)

There are 45 red counters in the bag.

(b) Work out the total number of counters in the bag.

.....
(2)

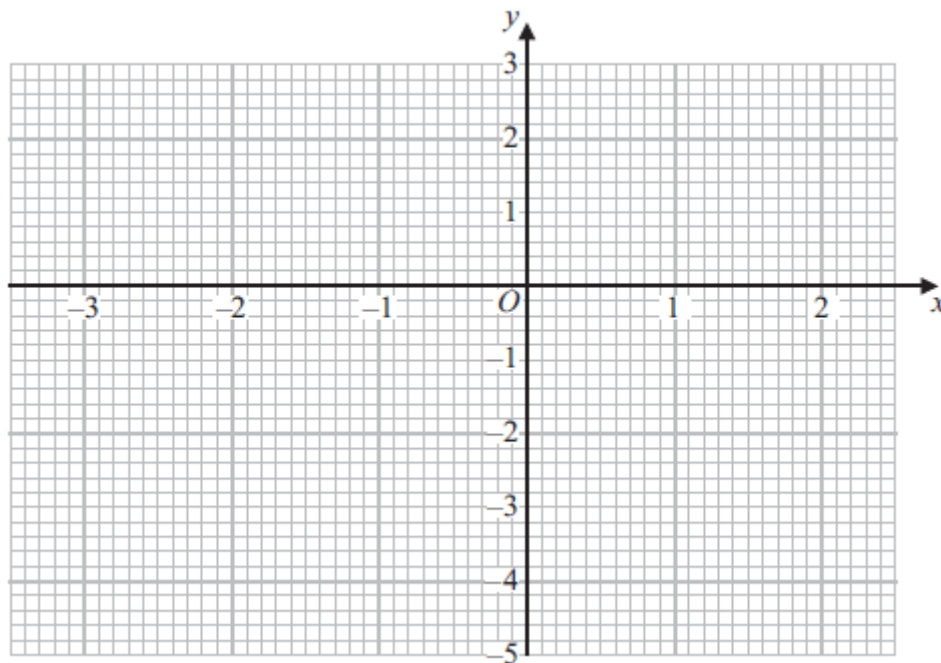
(Total for Question 1 is 5 marks)

*2 (a) Complete the table of values for $y = x^2 + x - 4$

x	-3	-2	-1	0	1	2
y	2		-4			

(2)

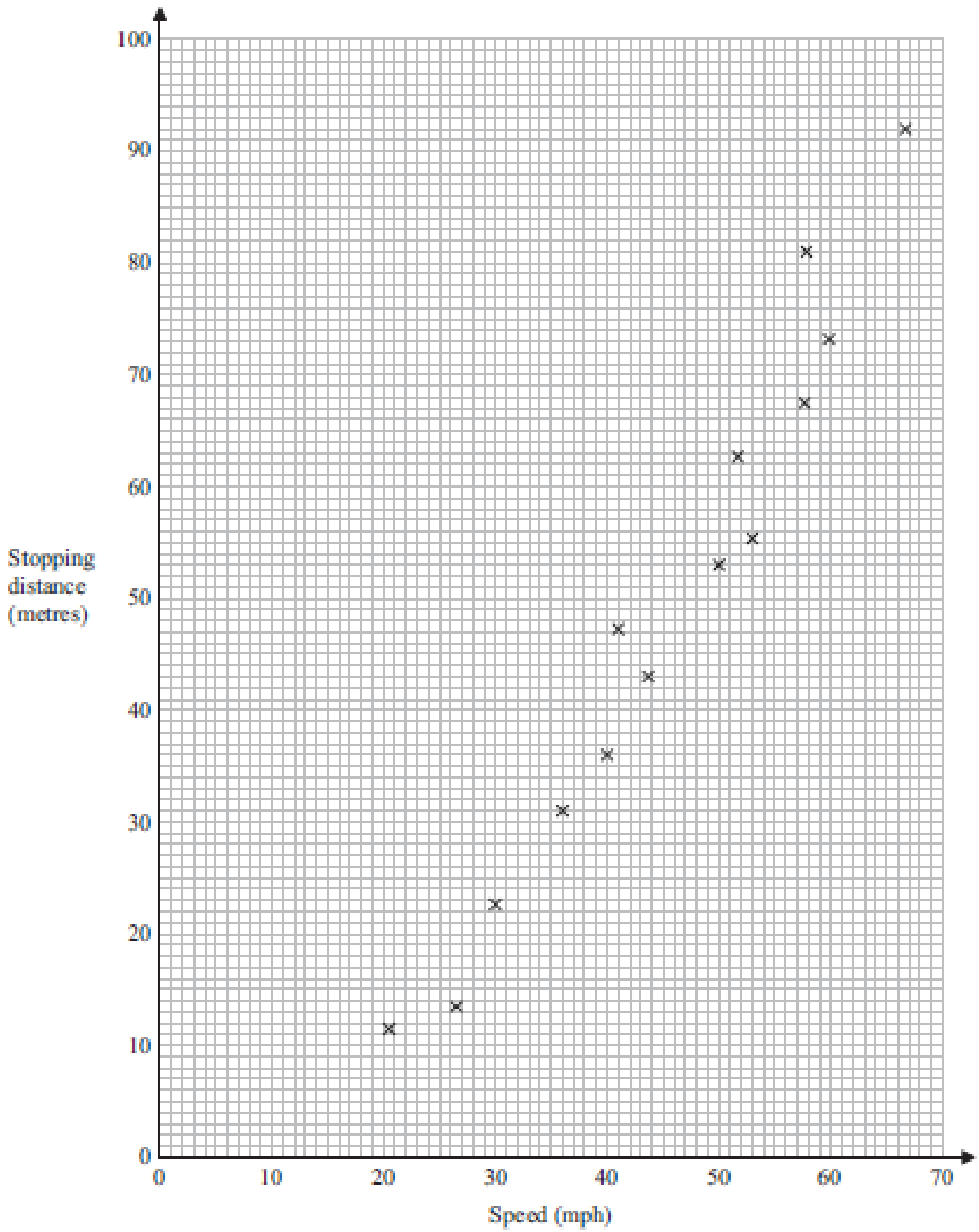
(b) On the grid, draw the graph of $y = x^2 + x - 4$ for values of x from -3 to 2



(2)

(Total for Question 2 is 4 marks)

* 3 The scatter graph shows the stopping distances for some cars travelling at different speeds.



(a) What type of correlation does the scatter graph show?

.....
(1)

Another car is travelling at a speed of 55 mph.

(b) Estimate the stopping distance for this car.

..... metres
(2)

(Total for Question 3 is 3 marks)

***4** (a) Expand and simplify $5(x + 6) + 2(7 - x)$

.....
(2)

(b) Factorise fully $9y^2 - 15y$

.....
(2)

(c) Write down the value of 2^0

.....
(1)

(Total for Question 4 is 5 marks)

*** 5** Find the highest common factor (HCF) of 54 and 120

.....
(Total for Question 5 is 2 marks)

6 A cafe menu has

- 4 starters
- 7 main courses
- 5 desserts

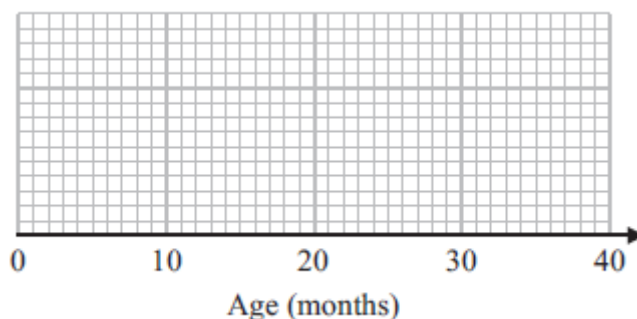
Work out how many possible combinations of 1 starter, 1 main course and 1 dessert there are.

.....
(Total for Question 6 is 2 marks)

7 The table below shows information about the ages, in months, of the children in a nursery.

Least age	7
Median	22
Upper quartile	29
Interquartile range	15
Range	25

Draw a box plot for this information.



(Total for Question 7 is 3 marks)

* 8 There are 280 chocolates in a box.

There are only dark chocolates, milk chocolates and white chocolates.

$\frac{1}{7}$ of the 280 chocolates are dark chocolates.

The number of milk chocolates : the number of white chocolates = 1 : 3

The number of white chocolates : the number of dark chocolates = n : 1

- (a) Work out the value of n .
You must show all your working.

$n = \dots\dots\dots$
(5)

10 milk chocolates from the box are eaten.

- (b) Does this affect your answer to part (a)?
Give a reason for your answer.

.....
.....
.....
(1)

(Total for Question 8 is 6 marks)

TOTAL FOR PAPER IS 30 MARKS